



THE MILWAUKEE THEATRE TECHNICAL MANUAL

VERSION 1.0



The Milwaukee Theatre

Highlights:

- 4,087 seat capacity with built-in flexibility to create a full house of 2,500.
- Easy, efficient load-in with direct dock-to-stage access.
- Generous backstage space including dressing rooms, offices and backstage catering areas.
- 21st-century physical plant, sound and lighting systems and acoustical design.
- Excellent patron sight lines, comfort and luxury with sloped, main, balcony and gallery box seating areas.
- Spacious concourses and public circulation areas including huge, three-story, half-domed rotunda lobby, suitable for receptions, concessions or extensive merchandising.
- Plentiful, modern and flexible restrooms.
- Large box office lobby and canopied passenger drop-off.
- Disability access accommodations including wheelchair ramps and platforms, lowered counters, "family" restrooms, elevators and more.
- Two versatile and luxurious side halls for rehearsals, meetings, food functions and other uses.
- Restored and enhanced architectural details including preserved historical murals.

Basic dimensions and capacities*

Area	Gross Square Feet	Dimensions	Ceiling Heights	Stage (GSF)	10 x 10 Exhibits	Banquet: 72" Rounds of 10	Theater Style	School Room: 4per table
Main hall	31,897	irregular	65' (max.)	2,516	NA	NA	4,087	NA
Rotunda	32,815	irregular	65' (max.)	build to suit	NA	240	NA	NA
Plankinton Hall	6,131	100' 6" x 61'	14' (max)	build to suit	TBD	400	650	360
Kilbourn Hall	3,977	65' 10" x 60' 5"	12' 8"	build to suit	TBD	250	390	375

*Capacities shown are "design spec"; for practical purposes, these figures should be considered generous.

Elevations & sections

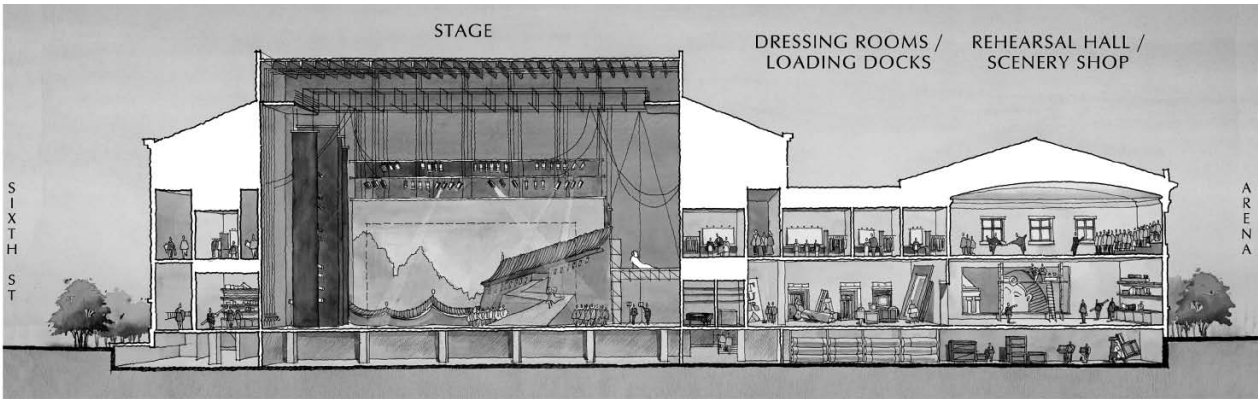


NORTH ELEVATION

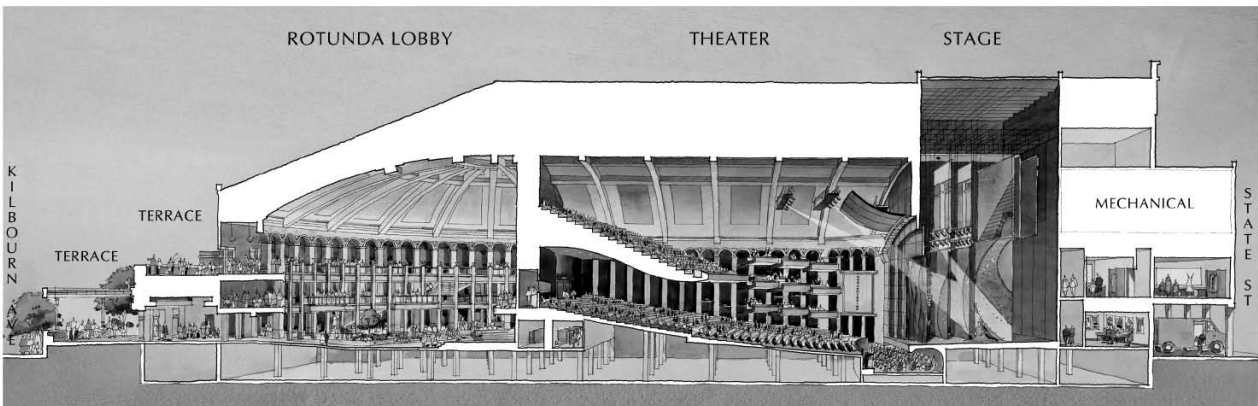
WEST ELEVATION



ELEVATION ALONG KILBOURN AVENUE

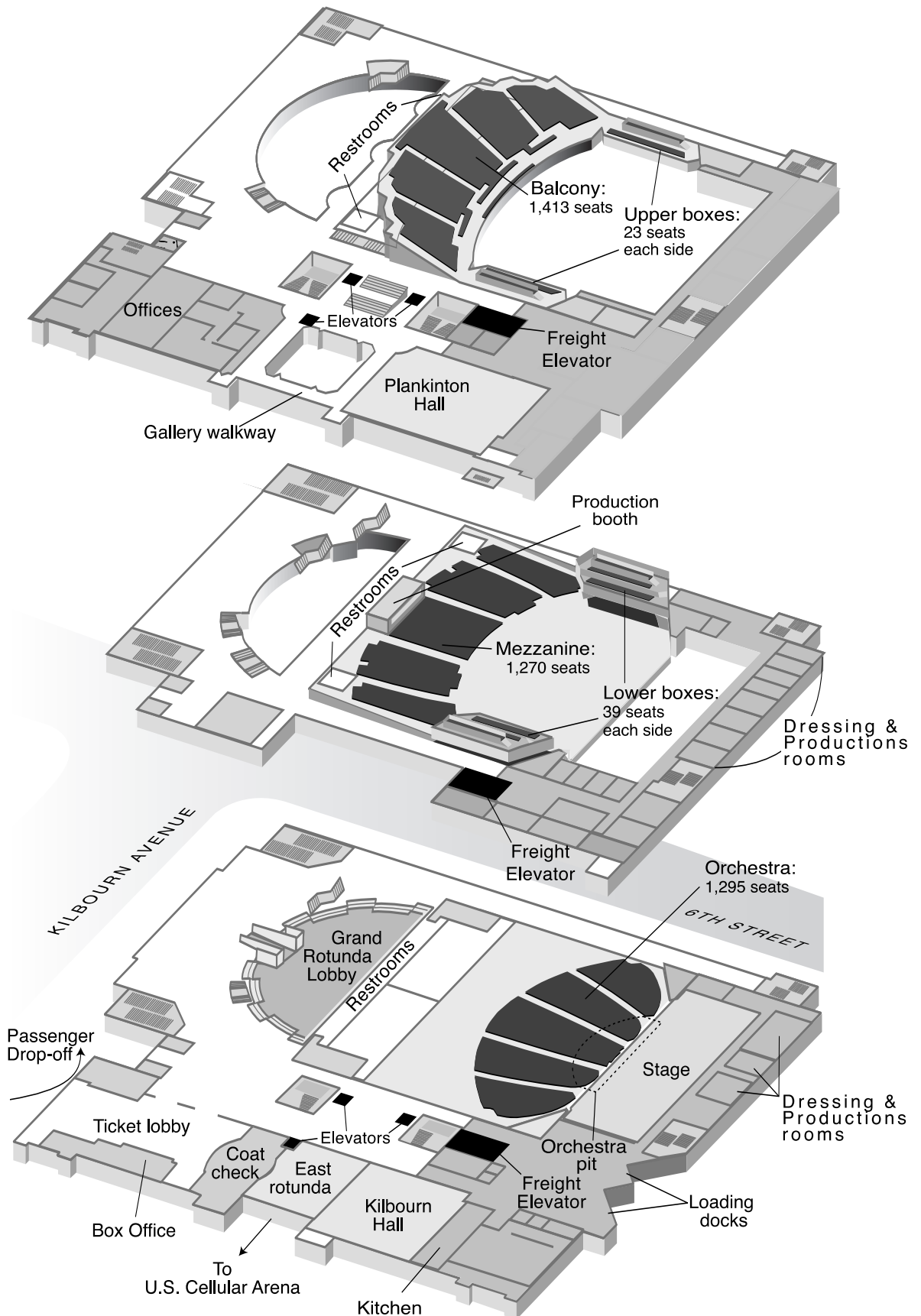


TRANSVERSE SECTION THROUGH STAGE AND REHEARSAL HALL



LONGITUDINAL SECTION THROUGH ROTUNDA LOBBY AND PERFORMANCE HALL

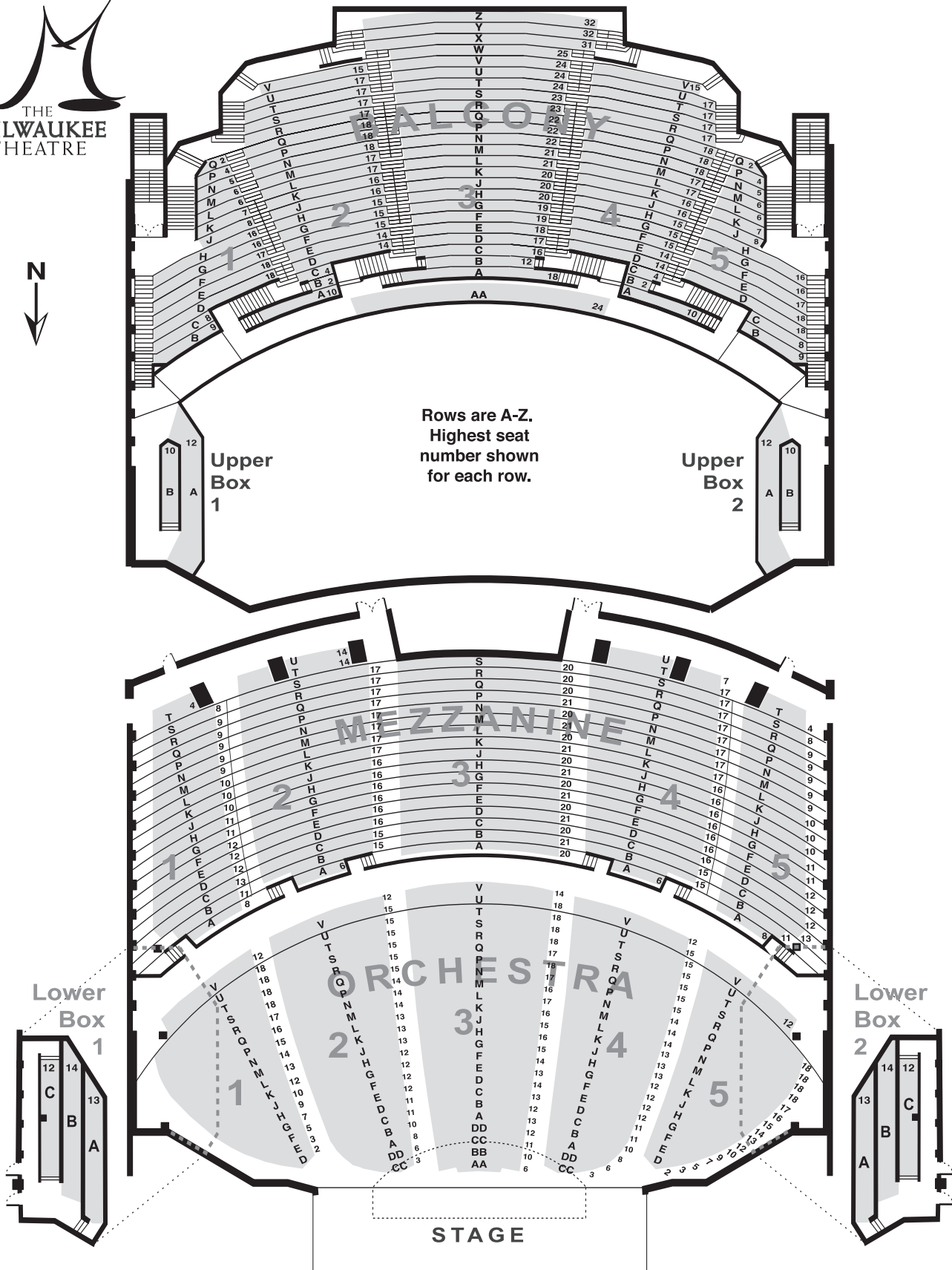
Axonometric view



© Courtesy the Milwaukee Journal Sentinel

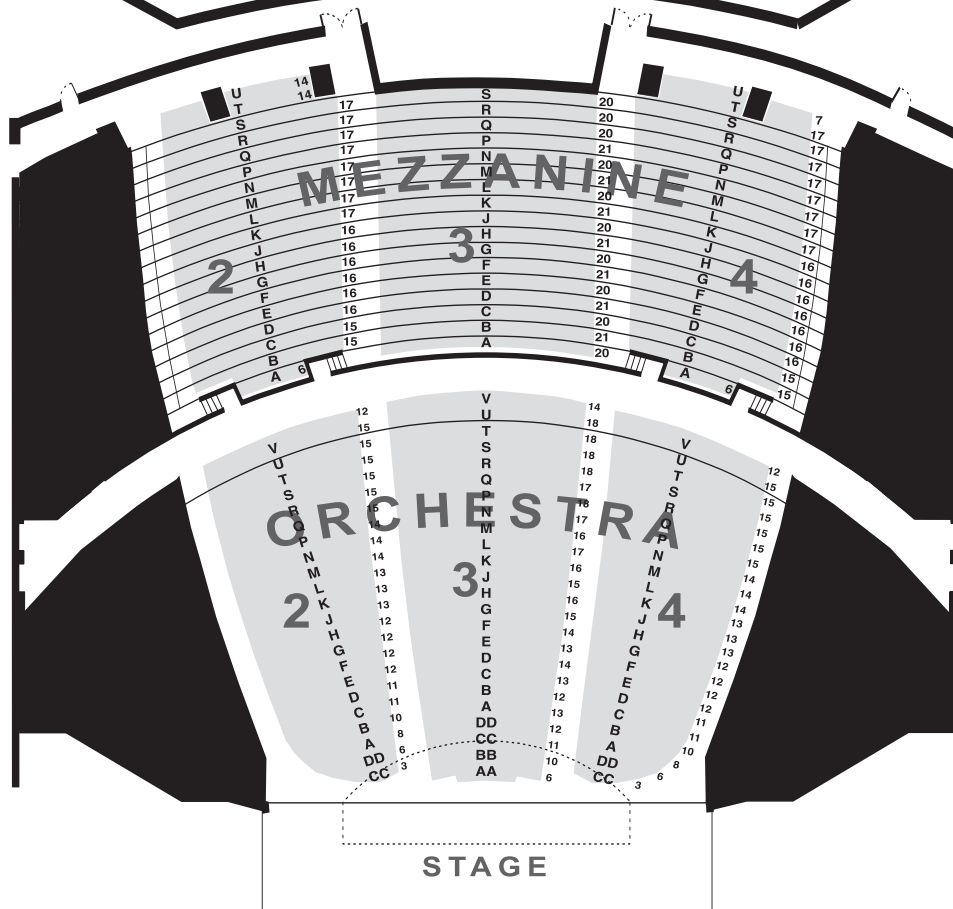
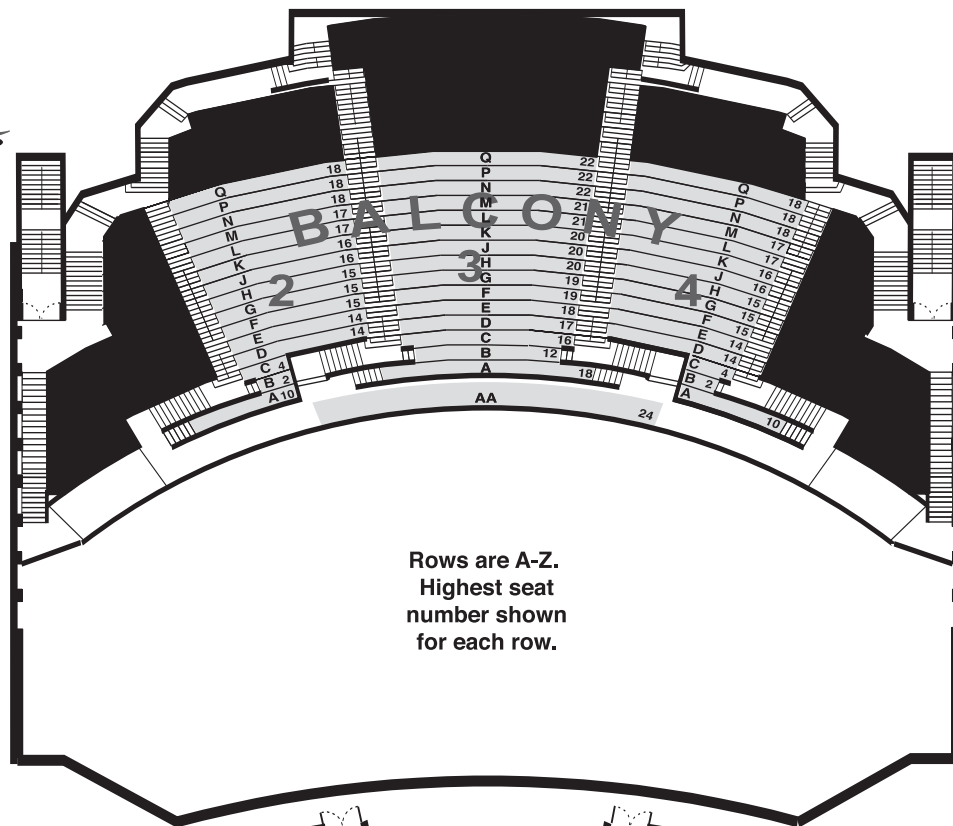
ENRIQUE RODRIGUEZ/erodriguez@journalssentinel.com

Full-house seating chart



"Intimate theatre" seating chart

Basic 2,500-seat configuration shown; contact your Event Services Manager about available options.



Specifications

SEATING

Orchestra level (permanent seats):	1,190
Orchestra pit (removable/portable seats):	39
Mezzanine level:	1,257
Balcony level:	1,395
Boxes:	114
ADA:	92
Total seating:	4,087

STAGE DIMENSIONS:

Proscenium width:	73' 10"
Proscenium height:	
at corner of arch:	30' 0"
at center of arch:	36' 0"
Stage width:	121' 0"
Stage depth (from smoke pocket):	45' 0"
Apron (from smoke pocket):	2' 9"
Wing space stage left:	20' 0"
Wing space stage right:	19' 0"
Stage height:	4' 4"
Stage to audience:	
with orchestra pit:	17' 7"
without orchestra pit:	6'-2"
Stage to balcony:	87'

ORCHESTRA PIT DIMENSIONS (curved pit):

Width:	47' 6"
Depth front-to-back at center of pit:	9' 3"

STAGE FLOOR

Material/construction:	
3/8" Duron finished floor with counter sunk drywall screws; (2) 1/2" plywood on (2) 3/8" plywood on 1" resilient pads with channel guards.	
Total thickness:	2 9/16"

LOADING DOCK:

Location:	Upstage left
Number of docks:	2
Dimensions:	10' x 10' opening
Dock levelers:	yes
Distance to stage:	24'
Opening to stage:	9' 7" W x 14' 9" H
Parking:	

Parking for 1 truck at dock; must leave 1 dock open.
Additional parking for trucks or buses next to building;
shore power available.

BACKSTAGE ROOMS

Telecommunication hook ups in all backstage rooms. Show paging system available in all backstage rooms.

ROOM	LOCATION	QUANTITY	AMENITIES/DIMENSIONS
1 person star dressing room	1st floor behind stage	2	sinks, toilets, showers, lighted mirrors
4 person - quick change	1st floor behind stage	1	23' x 20'
8 person - green room	1st floor behind stage	1	49' x 22'
Production office	1st floor, off stage left	1	room
2 person dressing room	2nd floor behind stage	4	sinks and lighted mirrors
4 person dressing room	2nd floor behind stage	4	sinks and lighted mirrors
8 person dressing room	2nd floor behind stage	6	sinks and lighted mirrors
Conductor's room	under stage	1	sink, toilet, lighted mirror
Musicians/chorus room	under stage	1	66' x 28'
Wardrobe room	2nd. floor, stage left	1	36' x 15'
Washers, dryers	2 washers, 2 dryers in wardrobe room; 2 additional washer hookups available.		
Rehearsal hall*	2nd. floor, stage left	1	98' x 61', carpeted

*Plankinton Hall is a convertible, multi-use space, not strictly "backstage" except as defined by production security perimeter; production has right of first refusal based on actual needs. May be used for patron functions, etc.

LINE SET DATA

Grid height	78' 10 1/2"
Total number of line sets	(50) on 8" centers
Pick up lines	(6)
Pipe length	80' 0"
Pipe truss battens	(2)
Available pipe extensions	(12) 4'
Pipe weight	500 lbs.
High trim	75 ft.
Low trim	4' 0"
Arbor capacities	2,750 lbs.
Total weight available	95,700 lbs.
Location of lock rail:	
Stage right, stage level and fly gallery	33'-6"

Loading floor	Stage right - 69'-4"
Location of pin rail"	
Stage left and right at fly gallery	33'-6"
Sand bags available:	
100 lbs.	(40)
50 lbs.	(20)
10 lbs.	(40)
Hemp - 5/8" available:	
150'	(20)
175'	(20)
200'	(20)
Loft blocks	(60) for 5/8" rope

Specifications

RIGGING SCHEDULE

Set	Description	Proscenium wall to center line of set	Set	Description	Proscenium wall to center line of set
GV	Grand valance		30	Border #3	23' 5"
FC	Fire curtain		31	Leg #3	24' 1"
1	Front portal	2' 1"	32	Future	24' 9"
2	House curtain	2' 9"	33	Empty	25' 5"
3	Black side tabs	3' 5"	34	Empty	26' 1"
4	Empty	4' 1"	35	Empty	26' 9"
5	Electric #1*	4' 9"	36	Future	27' 5"
6	Empty	5' 5"	37	Electric #4**	28' 1"
7	Empty	6' 9"	38	Empty	28' 9"
8	Border #1	7' 5"	39	Empty	29' 5"
9	Leg #1	8' 1"	40	Empty	30' 9"
10	Empty	8' 9"	41	Border #4	31' 5"
11	Empty	9' 5"	42	Leg #4	32' 1"
12	Empty	10' 1"	43	Empty	32' 9"
13	Electric #2	10' 9"	44	Empty	33' 5"
14	Future	11' 5"	45	Empty	34' 1"
15	Empty	12' 1"	46	Empty	34' 9"
16	Empty	12' 9"	47	Future	35' 5"
17	Empty	13' 5"	48	Black scrim	36' 1"
18	Border #2	14' 9"	49	Empty	36' 9"
19	Leg #2	15' 5"	50	Empty	37' 5"
20	Future	16' 1"	51	Border #5	38' 9"
21	Empty	16' 9"	52	Empty	39' 5"
22	Empty	15' 5"	53	Electric #5	40' 1"
23	Electric #3	18' 1"	54	Future	40' 9"
24	Empty	18' 9"	55	Empty	41' 5"
25	Black traveler	19' 5"	56	Full stage black	42' 1"
26	Future	20' 1"	57	White cyclorama	42' 9"
27	Empty	20' 9"	58	Empty	43' 5"
28	Empty	21' 5"	59	Empty	44' 1"
29	Future	22' 9"			
30	Border #3	23' 5"			

* Electrics moved from set 4 to set 5 due to a house curtain
 **Possible lighting, currently not in place

DRAPERY	QUANTITY	HEIGHT	WIDTH
Grand valance	1	8' 10"	75' 8"
House curtain (guillotine)/elec. traveler	2	37' 6"	41' 6"
Black velour masking leg	12	35' 0"	8' 6"
Black velour masking border	6	10' 0"	88' 0"
Black velour traveler curtain (pane)	2	35' 0"	41' 6"
Black sharkstooth scrim	1	35' 0"	80' 0"
Seamless muslin cyclorama	1	35' 0"	80' 0"
Black velour side tabs	6	39' 0"	7' 0"
Black velour side tabs	2	39' 0"	4' 0"

CIRCUIT POSITIONS	20A CCTS	50A CCTS	Circuit #	Transferable Circuits?
Far catwalk -18HR, 24 center, 18 HL	60		1-60	Yes
Near catwalk-12HR, 18 center, 12HL	42		61-102	Yes
Balcony rail-6HR, 6HL, 12 center	24		103-126	Yes
Proscenium torm SL	12		163-174	Yes
Proscenium torm SR	12		175-186	Yes
Box boom SL-18 (6 low, 12 up)	18		127-144	Yes
Box boom SR-18 (6 low, 12 up)	18		145-162	Yes
FOH truss position	6		187-192	Yes
Fly floor raceway SL	96	2	193-288, 389, 390	No
Fly floor raceway SR	96	2	289-384, 391, 392	No
Orchestra pit	4		385-388, 389-392	No
FOH truss position	60		TI-T60	Yes

Specifications

ROAD SHOW POWER	LOCATION	QUANTITY	ELECTRICAL SERVICE
Road dimmer power	DSL dimmer room	4	400A, 3 phase, 208V
Road sound power	DSL wall	1	200A, 3 phase, 208V
Road sound power	DSR wall	1	200A, 3 phase, 208V
Stage machinery power	DSL wall	1	100A, 3 phase, 208V
Stage machinery power	USR wall	1	100A, 3 phase, 208V
Stage machinery power	Grid center	1	100A, 3 phase, 208V
Stage machinery power	Near catwalk center	1	100A, 3 phase, 208V
Tour bus shore power	Loading dock	1	100A, 3 phase, 208V

LIGHTING

Dimmers:

- (5) SR48 ETC Sensor racks containing:
 - (235) D20-E dual 20 amp modules (470 dimmers)
 - (5) D50-AF single 50 amp modules (5 dimmers)

Lighting control:

- ETC Expression 3-Evolution 400 memory control console.
- (1) Remote focus unit
- (3) Unison control stations that control house & work lights.

Light mixing locations:

- Fixed booth - in-house mix position
- Pass through available from stage left and right to house and booth mix

LIGHTING INSTRUMENTS

19 degree Source 4	(30)	5' jumper cable	(20)
10 degree Source 4	(50)	10' jumper cable	(20)
5 degree Source 4	(30)	Two-fer	(20)
Donut for 19 degree fixtures	(15)	25'-6 circuit multicable	(15)
Drop-in iris	(4)	75'-6 circuit multicable	(32)
Sky Cyc 4 cell	(20)	Multicable breakout	(64)
Ground Cyc 4 cell	(20)	Lycian Model 1290 long-throw follow spots	(4)
Sky Cyc frames	(160)		
10" 2000W Fresnels	(10)		
Bam doors for 10" Fresnel	(10)		

HOUSE AUDIO:

Full-range center cluster:

- EV-XLC, Series 127 3-way line arrays (11)
- EV-XLC, Series 118 line array subwoofers (7)
- Crown Macro-Tech 2402 power amplifiers (3)
- Crown CTS 3000 power amplifiers (8)

PA location:

- Center mainflown on drum rigging to 45'
(flies out when not in use)

Monitors available:

- JBL-SR4702X wedges (8)
- JBL-SR4733X side fills (2)

Fill and delay speakers:

- Stage lip fill speakers (150) Soundolier 4"
- Under balcony delay speakers (9) JBL Control 29AV
- Balcony delay speakers (3) JBL Venue RM 4315

Mixing console:

- Fixed basic booth mixerSound Craft MH-3
- Capacity ..32-channel, 8 aux sends, 8 subgroups, 8 mute groups

Mixing locations:

- Fixed booth.....in-house mix position
- Pass-throughs to house mix and boothstage left & right

Booth outboard equipment rack:

- CD playerSony CDPD500
- CD recorderSony CDR-W66
- 12 ch. quad dynamic EQ/compressor.....BSS DPR0901-11
- 8 channel noise gatesBSS DPR 504
- 4 channels compressor/limiterDBX 1046
- XFMRS drive processor rack.....BDX Model 480

Plankinton Hall/Kilbourn Hall equipment rack:

- 5-CD changerDenon DN-H800
- DVD video player.....Denon DVD-1000
- Hi Fi S-VHS video player.....Panasonic PV-VS4821
- Digital powered mixer.....Sony SRP-X700P
w/ WR-806 wireless mic. modules.

Other:

- Microphones.....assorted Shure, AKG & Senheiser available
- Production communicationClear-Com Two-Channel
- Paging systemAudience chamber, back-of-house areas;
part of life safety system.

Contact information

FOR PUBLICATION

Venue name: The Milwaukee Theatre
Physical address: 500 W. Kilbourn Avenue
Milwaukee, WI 53203
Website: www.milwaukeeetheatre.org
Public info phone: 414.908.6001
Ticket sales phone: 414.276.4545
Ticket sales website: www.ticketmaster.com
ADA ticket sales phone: 414.908.6035
Group sales phone: 414.908.6092
Group sales email: dryan@wcd.org

Business correspondence
to owner/operator: Wisconsin Center District
400 W. Wisconsin Avenue
Milwaukee, WI 53203
Phone: 414.908.6001
Fax: 414.908.6010
Website: www.wcd.org

NOT FOR PUBLICATION

Unless shown, the fax number for all below is 414.908.6010.

President & CEO: Richard A. Geyer
Phone: 414.908.6050
Email: rgeyer@wcd.org

BOOKING

Sales Manager: Tony Dynicki
Phone: 414.908.6084
Cell: 414.303.0454
Email: tdynicki@wcd.org

Sales Manager: Trace Goudreau
Phone: 414.908.6072
Cell: 414.303.0453
Email: tgoudreau@wcd.org

License Coordinator: Ruth Bock
Phone: 414.908.6070
Email: rbock@wcd.org

TICKETING

Box Office Manager: Donna Piotrowski
Phone: 414.908.6035
Cell: 414.303.0346
Fax: 414.908.6011
Email: dpiotrowski@wcd.org

Group Sales Manager: Doretta Ryan
Phone: 414.908.6110
Cell: 414.303.0338
Email: dryan@wcd.org

MARKETING & PROMOTIONS SUPPORT

Communications Assistant: David Snyder
Phone: 414.908.6083
Email: dsnyder@wcd.org

SPONSORS

Business Development Director: Richard Freiberg
Phone: 414.908.6056
Cell: 414.303.0332
Email: rfreiber@wcd.org

PRODUCTION

Event Services Director: Thomas Harms
Phone: 414.908.6078
Cell: 414.303.0337
Email: tharms@wcd.org

Public Safety/Special Services Dir.: Russell Staerke
Phone: 414.908.6167
Fax: 414.908.6390
Email: rstaerke@wcd.org

House Sound Technician: Jim LeFevre
Phone: 414.908.6444
Cell: 414.303.0353
Email: jlefevre@wcd.org

Information Technology Manager: Tom Paul
Phone: 414.908.6090
Cell: 414.303.0340
Email: tpaul@wcd.org

United Visual Production Manager: James Harris
Phone: 414.908.6180
Cell: 414.788.6502
Fax: 414.908.6186
Email: jharris@unitedvisual.com

ADA COMPLIANCE OFFICER

Director of Building Services: Robert Seefeld
Phone: 414.908.6054
E-mail: rseefeld@wcd.org

CATERING & CONCESSIONS

Levy Restaurants General Manager: Bruce MacKenzie
Phone: 414.908.61455
Fax: 414.908.6151
Email: bmckenzie@wcd.org
Website: www.levyrestaurants.com

Catering Sales Manager: Annie Champeau
Phone: 414.908.6154
Fax: 414.908.6151
Email: achampeau@wcd.org

Concessions Manager: Johnathan Zangara
Phone: 414.908.6158
Fax: 414.908.6151
Email: jzangara@wcd.org

MERCHANDISING

President, Five Star Marketing: Lou Belcher
Phone: 414.351.6212
Cell: 414.881.4114

WISCONSIN CENTER DISTRICT

Owners & operators of The Milwaukee Theatre • Midwest Airlines Center • U.S. Cellular Arena
400 West Wisconsin Avenue • Milwaukee, Wisconsin 53203
414.908.6000 • Fax 414.908.6010 • www.wcd.org